



Knox Certification/SBA Manual for Resellers and Partners

Visit Samsung Biz Academy (SBA) for mobile <https://samsung.csod.com/client/samsung/mobile.aspx>

1. First, select your country to start registration

SAMSUNG

Welcome to SBA
Samsung Business Academy

English

Username or email

Password

Login

Remember me

For current SMBA members, click here first before login

[Forgot your password?](#)

[Terms & Conditions and Privacy Policy](#)

Registration

If you can't find your Business location for registration, please visit [Samsung Partner Hub](#) site.

2. Fill in the fields to register

* First Name:

* Last Name:

* Email Address:

* User ID:

* User Type: Partner

* Location: Korea, Republic of

* Partner Company:

Phone:

* I agree to receive promotional communica...:

* I agree to the Terms & Conditions

* I agree to the Privacy Policy

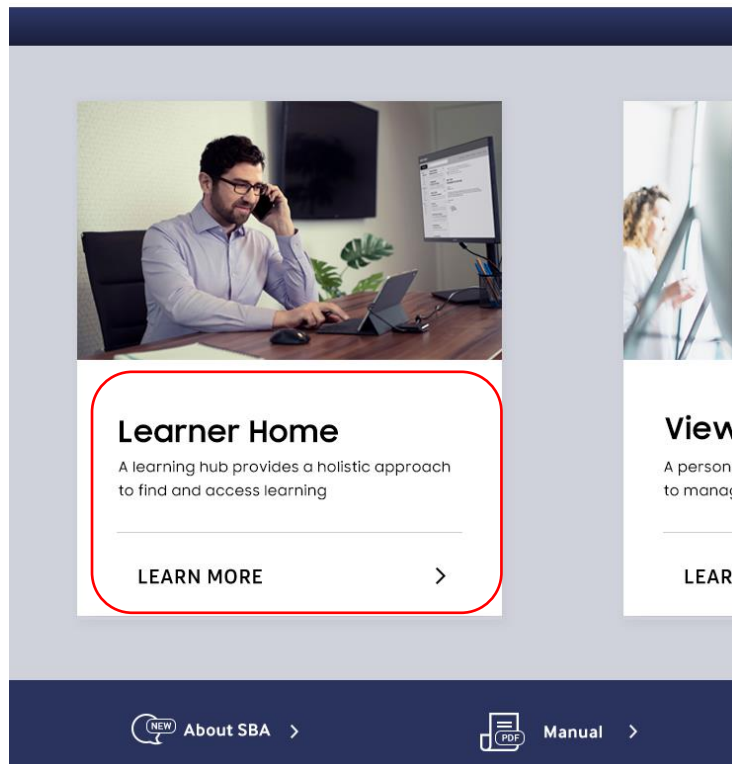
Already a user? [Login here](#)
Return to Browsing? [Click here](#)

3. Your registration is submitted for approval.

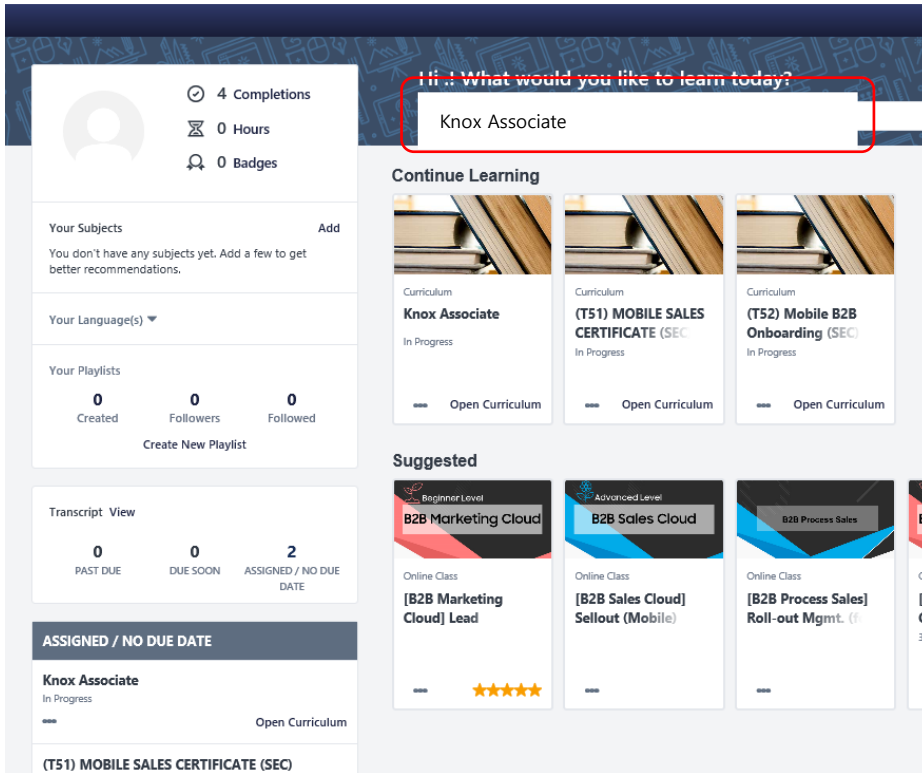
Please populate both **Email Address** and **User ID** fields with your **Company Email Address**

Thank you for taking time to enter your information. Once your registration has been approved, an email will be sent to you.

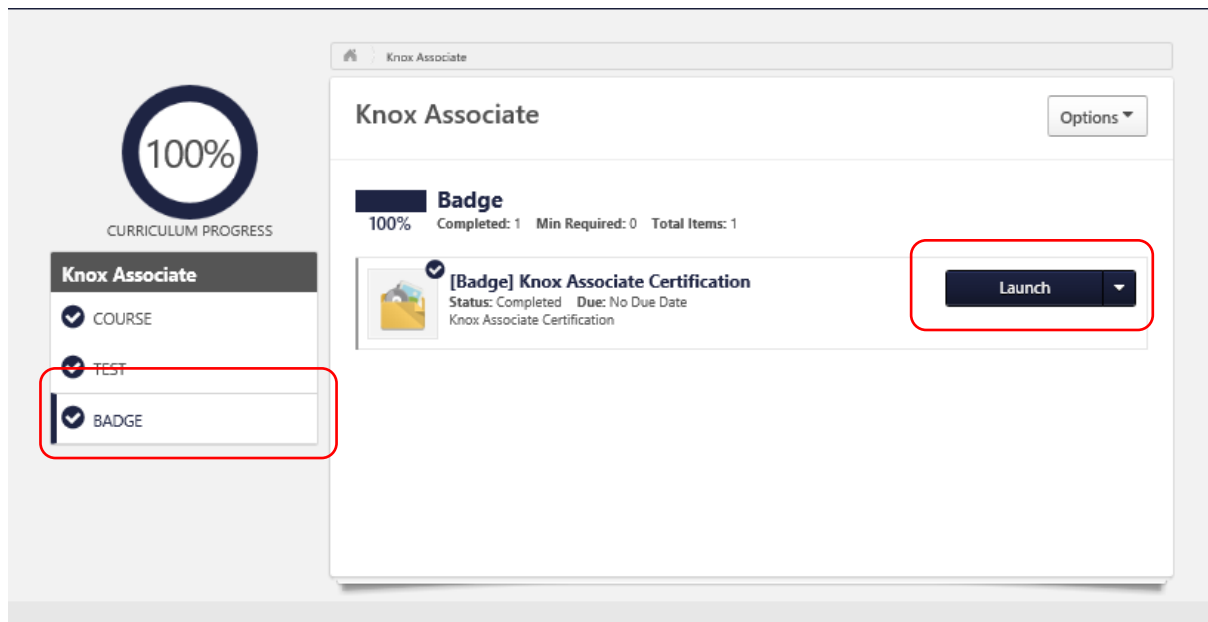
4. Please wait until your local Samsung team reviews your registration – approval will be notified by email.
5. After approval, visit the SBA site and go to “Learner Home”



6. Search for “Knox Associate” or “Knox Professional,” and click the course to register.



7. Once you complete your course, you may download and utilize Knox Certification badges for public use. Please note that the completion of the course is required to use corresponding badges.



For any inquiries, please contact your local Samsung salesperson or sba.mobile@samsung.com for support.